

# Figures of Speech: 60 Ways to Turn a Phrase

## The Power of Figurative Language

Figurative language is a powerful tool that can be used to add flair, emphasis, and clarity to your writing. When used effectively, figures of speech can help you to create a more engaging and memorable experience for your readers.



**Figures of Speech: 60 Ways To Turn A Phrase** by Arthur Quinn

★★★★☆ 4.2 out of 5



There are many different types of figures of speech, each with its own unique purpose and effect. Some of the most common figures of speech include:

- Similes
- Metaphors
- Personification
- Hyperbole

- Irony

In this article, we'll explore 60 different figures of speech and show you how to use them effectively in your writing.

## 60 Figures of Speech

1. **Simile:** A comparison of two things using the words "like" or "as."
  - Example: "She was as happy as a clam."
  - Alt attribute: A young girl smiling with joy
2. **Metaphor:** A comparison of two things without using the words "like" or "as."
  - Example: "She was a ray of sunshine."
  - Alt attribute: A woman standing in a field of sunflowers
3. **Personification:** Giving human qualities to nonhuman things.
  - Example: "The wind whispered through the trees."
  - Alt attribute: A tree blowing in the wind
4. **Hyperbole:** An exaggeration for emphasis.
  - Example: "I'm so hungry I could eat a horse."
  - Alt attribute: A man sitting at a table with a large plate of food
5. **Irony:** The use of words to express something other than their literal meaning.
  - Example: "It's a nice day, isn't it?" (said on a rainy day)

- Alt attribute: A man standing in the rain with an umbrella

## **Using Figures of Speech Effectively**

When used effectively, figures of speech can help you to:

- Add flair and creativity to your writing
- Emphasize important points
- Clarify complex ideas
- Create a more engaging and memorable experience for your readers


Here are a few tips for using figures of speech effectively:

- Use them sparingly. Too many figures of speech can make your writing sound cluttered and confusing.
- Choose the right figure of speech for the job. Not all figures of speech are created equal. Some are more appropriate for certain situations than others.
- Be clear and concise. Figures of speech should be easy to understand. Don't use them if you're not sure what they mean.

Figures of speech are a powerful tool that can be used to add flair, emphasis, and clarity to your writing. When used effectively, they can help you to create a more engaging and memorable experience for your readers.


So next time you're writing, don't be afraid to experiment with figures of speech. With a little practice, you'll be able to use them to add flair and

creativity to your writing.




## Figures of Speech: 60 Ways To Turn A Phrase by Arthur Quinn

★★★★☆ 4.2 out of 5



## The Sky Is Awake: Astronomy for Beginners

Embark on an enchanting journey through the cosmos with 'The Sky Is Awake: Astronomy for Beginners.' This captivating book is designed to ignite...



## Unveiling the Essence of Photography: Context and Narrative in the Art of Image-Making

Photography, the art of capturing moments in time through the lens of a camera, extends beyond mere technical proficiency. It is an intricate interplay of context...